

GMC Workbook - Review

This PDF file is for Classroom & Standard plan Challengers.
Please keep to the rules and enjoy reviewing the questions!

▶ Please find more details at <https://www.global-math.com/terms>

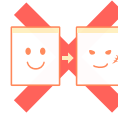
Copy



Distribute






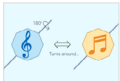





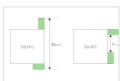

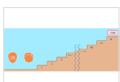



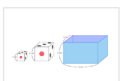














Edit



Upload




Contents

01	Three Chairs ★ ★ ★ ★ ★ Difficulty level 1		16	Guess the Number ★ ★ ★ ★ ★ Difficulty level 4	
02	Card Exchange ★ ★ ★ ★ ★ Difficulty level 1		17	Rotating Card in the Wind ★ ★ ★ ★ ★ Difficulty level 2.5	
03	Square Origami ★ ★ ★ ★ ★ Difficulty level 2		18	A Ferris Wheel Ride ★ ★ ★ ★ ★ Difficulty level 3.5	
04	Cube Blocks ★ ★ ★ ★ ★ Difficulty level 1		19	What's the date today? ★ ★ ★ ★ ★ Difficulty level 3	
05	Cards from 1 to 5 ★ ★ ★ ★ ★ Difficulty level 1.5		20	A Square & Rectangles ★ ★ ★ ★ ★ Difficulty level 3.5	
06	Water Pipes ★ ★ ★ ★ ★ Difficulty level 1.5		21	Staircase Race ★ ★ ★ ★ ★ Difficulty level 2.5	
07	Circle Origami ★ ★ ★ ★ ★ Difficulty level 1		22	Ball Sorting Machines ★ ★ ★ ★ ★ Difficulty level 3.5	
08	A Snack for Today ★ ★ ★ ★ ★ Difficulty level 2		23	Tidying up ★ ★ ★ ★ ★ Difficulty level 5	
09	Card Magic ★ ★ ★ ★ ★ Difficulty level 2.5		24	A Trip to the Zoo ★ ★ ★ ★ ★ Difficulty level 5	
10	$\square \square \div \square = \square \times \square = \square \square$ ★ ★ ★ ★ ★ Difficulty level 2		25	8 cards ★ ★ ★ ★ ★ Difficulty level 3	
11	Glass Sheets ★ ★ ★ ★ ★ Difficulty level 2.5		26	Irregular Hexagon ★ ★ ★ ★ ★ Difficulty level 4.5	
12	Craft Time ★ ★ ★ ★ ★ Difficulty level 4.5		27	Tennis Tournament ★ ★ ★ ★ ★ Difficulty level 3.5	
13	Graph Paper ★ ★ ★ ★ ★ Difficulty level 3.5		28	A Swiss Cube ★ ★ ★ ★ ★ Difficulty level 4	
14	On the Beach ★ ★ ★ ★ ★ Difficulty level 3.5		29	On the Way Home ★ ★ ★ ★ ★ Difficulty level 5	
15	$812 \times \square \square$ ★ ★ ★ ★ ★ Difficulty level 2.5		30	Balance Scales ★ ★ ★ ★ ★ Difficulty level 5	

5 Types of Thinking Strategies

When you come across a difficult question, how do you deal with it? We have classified thinking strategies into five patterns. To solve GMC questions quickly, you need to pick the right strategy or combine some different strategies efficiently. Which approach should you use for each question? Firstly, let's look at the characteristics of the five strategies.

 <p>Step</p>	<p>Step 'Follow the path to the answer.'</p> <p>When you employ the 'Step' strategy, you do not easily trust your 'feelings' or 'instincts'. You work your way through the question step by step, based purely on what you know to be true. It always requires you to have a solid reason to move on.</p>	
 <p>Reverse</p>	<p>Reverse 'Suppose I know the answer - now what?'</p> <p>'Reverse' is a very useful approach especially when you need to find out the process of a question - assume the plausible answer first, and then track back to the reasons later. Sometimes you need to rewind the story from a hint given in the question. Connecting one fact to another, you check what is associated with the answer and what is not.</p>	
 <p>Create</p>	<p>Create 'Let's alter the question and make it easier.'</p> <p>When encountering a complicated question, you sometimes need to 'Create' an easier question from the original. You need to change your perspective to find a breakthrough. For this approach, it is sometimes important to follow a hunch to find a hint even if you are not sure exactly why.</p>	
 <p>Knock</p>	<p>Knock 'Keep knocking until the right door opens.'</p> <p>'Knock' is an approach of listing every possibility that you can think of and trying them one by one. You check everything without being biased, like visiting door-to-door. You may find something new when employing the 'Knock' approach.</p>	
 <p>Scan</p>	<p>Scan 'To make a long story short...'</p> <p>The 'Scan' strategy requires you to organize or summarize the information by classifying what is important and what is not. You can read through the question quickly and then spot the most important part immediately.</p>	

► Please find more details at https://www.global-math.com/about_thinking

Let's figure out the best strategy to take!

In the GMC Review, you can see which type of approach is necessary and most effective for each question.

The icons at the top right corner of each question show the combination of strategies that can lead you to the correct answer.

Savor the joy of thinking through GMC!



01 Three Chairs

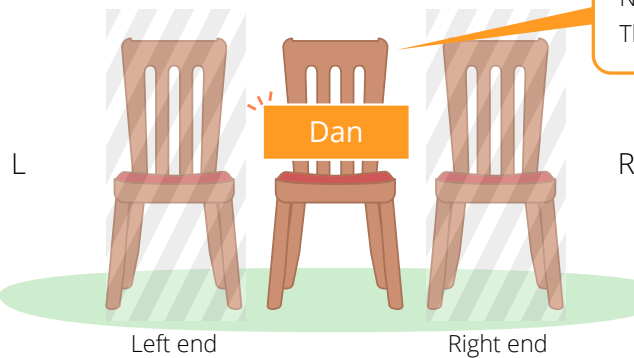
Let's recap what they are saying.

Step ① Which chair is Dan's?



Dan

My chair is not placed at one of the ends.



Not one of the ends...
This means it's in the middle.

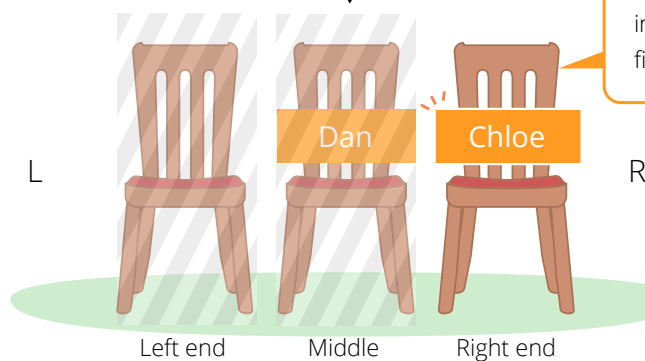
You have found Dan's chair!

Step ② Which chair is Chloe's?



Chloe

I did not place my chair at the left end.



Since Dan's is placed
in the middle, Chloe's
fits at the right end.

You have found Chloe's chair!



Move on! →

01 Three Chairs

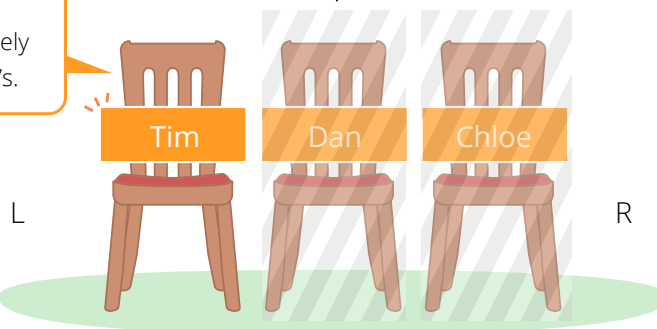
Page 2 of 2

Step ③ Which chair is Tim's?



Mine is not next to Chloe's.

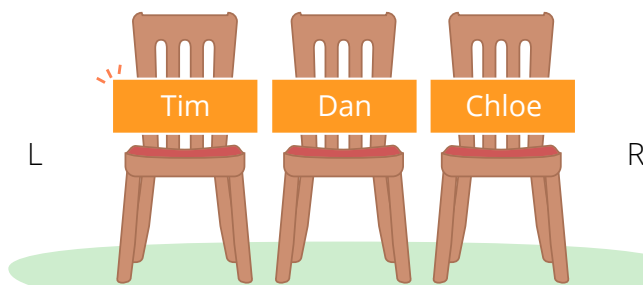
Which one is left?
This one is definitely
not next to Chloe's.



Finally, you have found Tim's chair!

Result

As you can see in Steps ①, ② and ③, their chairs are placed as follows.
The chair at the left end is Tim's.



The answer is ③ Tim .

02 Card Exchange

Point What you need to find out here is the number of cards that Amy had at first.

→ Let's keep track of the number of Amy's cards.

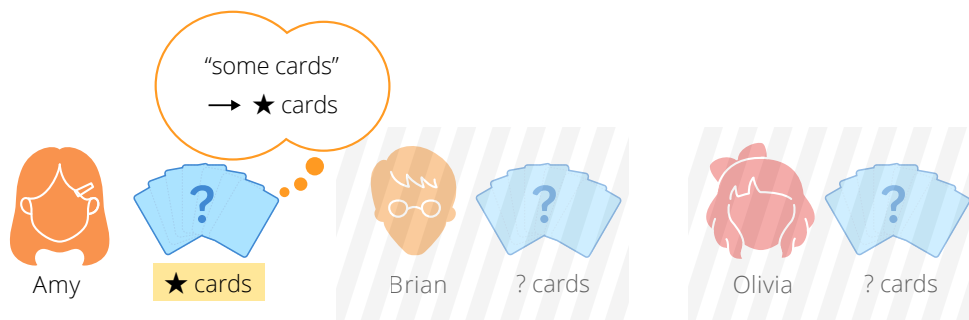
How did the number of Amy's cards change?

Question

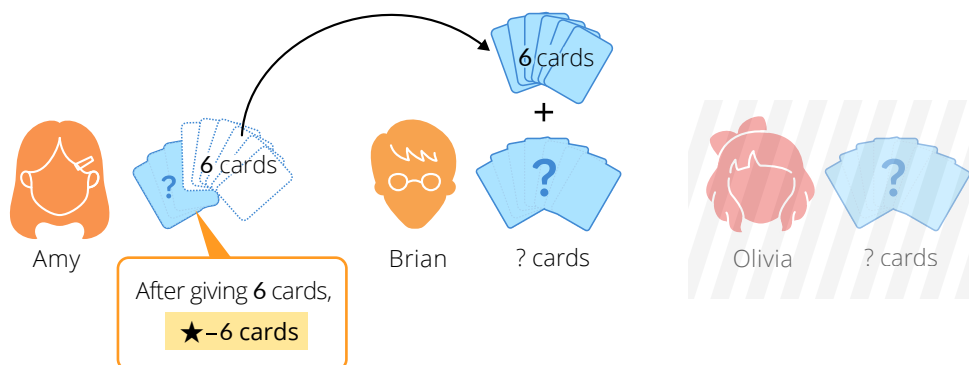
Amy, Brian and Olivia had some cards.

Amy gave six cards to Brian, Brian gave four cards to Olivia and Olivia gave three cards to Amy. After they exchanged cards, Amy had five cards, Brian had eight cards and Olivia had five cards.

I. Let ★ stand for the number of cards that Amy had at first.



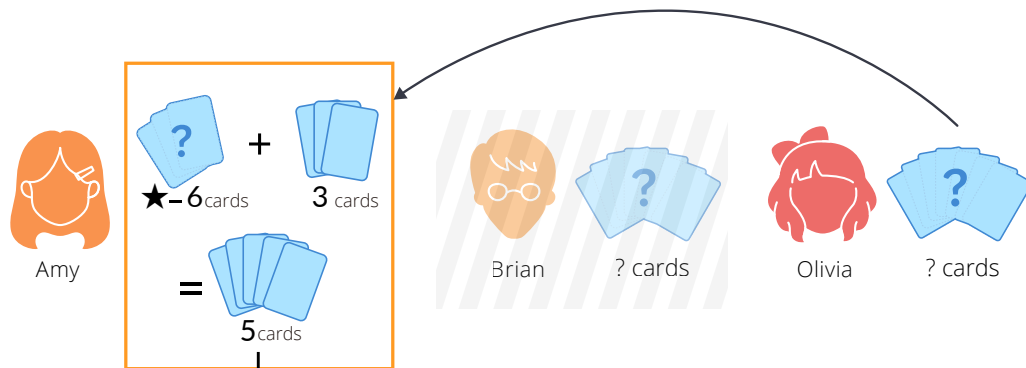
II. Amy gave six cards to Brian. How can you express how many cards she has?



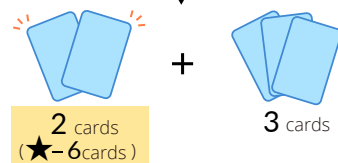
02 Card Exchange

Page 2 of 2

III. Amy received 3 cards from Olivia. Now she has 5 cards.



That means...



$$\text{★} - 6 \text{ cards} = 2 \text{ cards}$$

Result

As you can see, $\text{★} - 6 = 2$.

By solving the equation, you can find out ★ , the number of cards that Amy had at first.

Before exchanging the cards, Amy had $\text{★} = 2 + 6 = 8$ cards.

The answer is 8.